

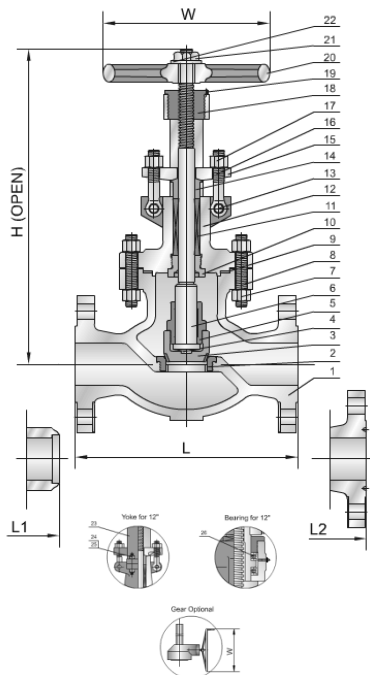
CIV Globe 150



Construction :

OS & Y, Rising Stem Bolted Bonnet Conic Disc Extended Bonnet
for Cryogenic Services Impact Handwheel Optional Gear

Design ASME B16.34/BS 1873
Face to Face ASME B16.10
End Flange ASME B16.10
End to End ASME B16.5BW
End ASME B16.25
Test API 598
Special NACE MR-01-75



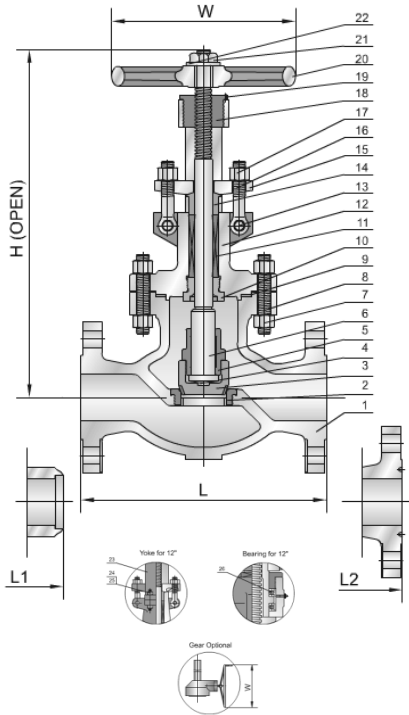
| Size | | L/L 1 | | L2 | | H | | W | | Weight RF |
|------|-----|-------|-----|-------|-----|-------|-----|----|-----|-----------|
| in | mm | in | mm | in | mm | in | mm | in | mm | kg |
| 2" | 50 | 8.00 | 203 | 8.50 | 216 | 13.58 | 345 | 8 | 200 | 22 |
| 2.5" | 65 | 8.50 | 216 | 9.00 | 229 | 16.34 | 415 | 8 | 200 | 32 |
| 3" | 80 | 9.50 | 241 | 10.00 | 254 | 15.94 | 405 | 10 | 250 | 38 |
| 4" | 100 | 11.50 | 292 | 12.00 | 305 | 19.09 | 485 | 12 | 300 | 62 |
| 6" | 150 | 16.00 | 406 | 16.50 | 419 | 20.47 | 520 | 14 | 350 | 104 |
| 8" | 200 | 19.50 | 495 | 20.00 | 508 | 23.62 | 600 | 18 | 450 | 159 |
| 10" | 250 | 24.50 | 622 | 25.00 | 635 | 30.00 | 762 | 20 | 500 | 308 |
| 12" | 300 | 27.50 | 698 | 28.00 | 711 | 33.94 | 862 | 25 | 640 | 539 |

Data given this catalogue may be changed without notice

On request CIV supply valves up to 72" in SS, CS, CI, DI, Monel, Inconel.

CIV Globe 150

List Materials



| ITEM | PART NAME | MATERIAL |
|------|--------------------|---|
| 1 | Body | ASTM A216 GR.WCB |
| 2 | Seat Ring | ASTM A105 + Stellite Faced |
| 3 | Disc | ASTM A105 + 13Cr Faced |
| 4 | Disc Thrust Plate | ASTM A276 Type 420 |
| 5 | Disc Nut | ASTM A276 Type 410 |
| 6 | Stem | ASTM A182 GR.F6 |
| 7 | Bonnet Bolt Nuts | ASTM A194 GR.2H |
| 8 | Bonnet Bolts | ASTM A193 GR.B7 |
| 9 | Gasket | Soft Iron+Graphite |
| 10 | Backseat Bushing | ASTM A276 Type 410 |
| 11 | Stem Packing | Braided Graphite & Die formed Graphite Ring |
| 12 | Bonnet | ASTM A216 GR.WCB |
| 13 | Eye Bolt Pins | Carbon Steel |
| 14 | Gland | ASTM A276 Type 410 |
| 15 | Gland Flange | ASTM A216 GR.WCB |
| 16 | Gland Eye Bolts | ASTM A307 GR.B |
| 17 | Eye Bolt Nuts | ASTM A194 GR.2H |
| 18 | Yoke Bush | ASTM A439 GR.D-2 |
| 19 | Screw | Carbon Steel |
| 20 | Handwheel | Ductile Iron |
| 21 | Handwheel Nut | ASTM A194 GR.2H |
| 22 | Washer | Carbon Steel |
| 23 | Yoke | ASTM A216 GR.WCB |
| 24 | Yoke Pan Bolt Nuts | ASTM A194 GR.2H |
| 25 | Yoke Pan Bolts | ASTM A193 GR.B7 |
| 26 | Bearing | Steel |

Data given this catalogue may be changed without notice

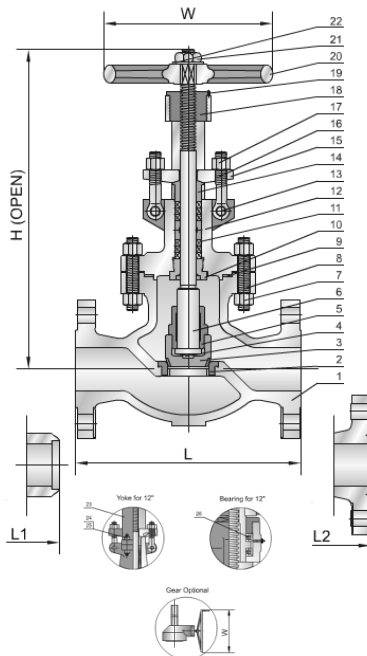
On request CIV supply valves up to 72" in SS, CS, CI, DI, Monel, Inconel.

CIV Globe 300



Construction :

OS & Y, Rising Stem Bolted Bonnet Conic Disc Extended Bonnet
for Cryogenic Services Impact Handwheel Optional Gear
Design ASME B16.34/BS 1873
Face to Face ASME B16.10
End Flange ASME B16.10
End to End ASME B16.5BW
End ASME B16.25
Test API 598
Special NACE MR-01-75



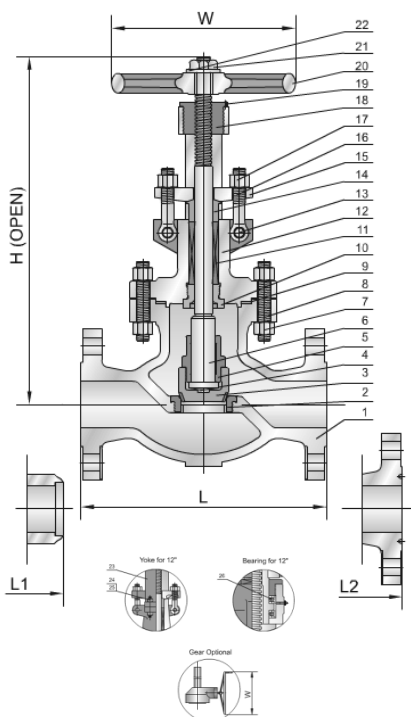
| Size | | L/L 1 | | L2 | | H | | W | | Weight RF |
|------|-----|-------|-----|-------|-----|-------|------|----|-----|-----------|
| in | mm | in | mm | in | mm | in | mm | in | mm | kg |
| 2" | 50 | 10.50 | 267 | 11.12 | 283 | 14.57 | 370 | 8 | 200 | 28 |
| 2.5" | 65 | 11.50 | 292 | 12.12 | 308 | 18.66 | 474 | 10 | 250 | 48 |
| 3" | 80 | 12.50 | 318 | 13.12 | 333 | 17.32 | 440 | 10 | 250 | 56 |
| 4" | 100 | 14.00 | 356 | 14.62 | 371 | 20.67 | 525 | 14 | 350 | 82 |
| 6" | 150 | 17.50 | 445 | 18.12 | 460 | 24.41 | 620 | 18 | 450 | 154 |
| 8" | 200 | 22.00 | 559 | 22.62 | 575 | 35.83 | 910 | 22 | 560 | 240 |
| 10" | 250 | 24.50 | 622 | 25.12 | 638 | 37.36 | 949 | 24 | 600 | 319 |
| 12" | 300 | 28.00 | 711 | 28.62 | 727 | 40.63 | 1032 | 25 | 640 | 632 |

Data given this catalogue may be changed without notice

On request CIV supply valves up to 72" in SS, CS, CI, DI, Monel, Inconel.

CIV Globe 300

List Materials



| ITEM | PART NAME | MATERIAL |
|------|-------------------------|---|
| 1 | Body | ASTM A216 GR.WCB |
| 2 | Seat Ring | ASTM A105 + Stellite Faced |
| 3 | Disc | ASTM A105 + 13Cr Faced |
| 4 | Disc Thrust Plate | ASTM A276 Type 420 |
| 5 | Disc Nut | ASTM A276 Type 410 |
| 6 | Stem | ASTM A182 GR.F6 |
| 7 | Bonnet Bolt Nuts | ASTM A194 GR.2H |
| 8 | Bonnet Bolts | ASTM A193 GR.B7 |
| 9 | Gasket | Soft Iron+Graphite |
| 10 | Backseat Bushing | ASTM A276 Type 410 |
| 11 | Stem Packing | Braided Graphite & Die formed Graphite Ring |
| 12 | Bonnet | ASTM A216 GR.WCB |
| 13 | Eye Bolt Pins | Carbon Steel |
| 14 | Gland | ASTM A276 Type 410 |
| 15 | Gland Flange | ASTM A216 GR.WCB |
| 16 | Gland Eye Bolts | ASTM A307 GR.B |
| 17 | Eye Bolt Nuts | ASTM A194 GR.2H |
| 18 | Yoke Bush | ASTM A439 GR.D-2 |
| 19 | Screw | Carbon Steel |
| 20 | Handwheel | Ductile Iron |
| 21 | Handwheel Nut | ASTM A194 GR.2H |
| 22 | Washer | Carbon Steel |
| 23 | Yoke | ASTM A216 GR.WCB |
| 24 | Yoke Pan Bolt Nuts | ASTM A194 GR.2H |
| 25 | Yoke Pan Bolts | ASTM A193 GR.B7 |
| 26 | Bearing | Steel |
| 27 | Lantern Ring On Request | ASTM A276 Type 410 |

Data given this catalogue may be changed without notice

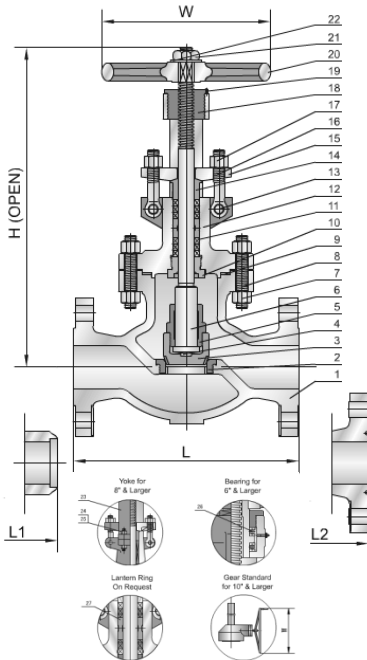
On request CIV supply valves up to 72" in SS, CS, CI, DI, Monel, Inconel.

CIV Globe 600



Construction :

OS & Y, Rising Stem Bolted Bonnet Conic Disc Extended Bonnet
for Cryogenic Services Impact Handwheel Optional Gear
Design ASME B16.34/BS 1873
Face to Face ASME B16.10
End Flange ASME B16.10
End to End ASME B16.5BW
End ASME B16.25
Test API 598
Special NACE MR-01-75



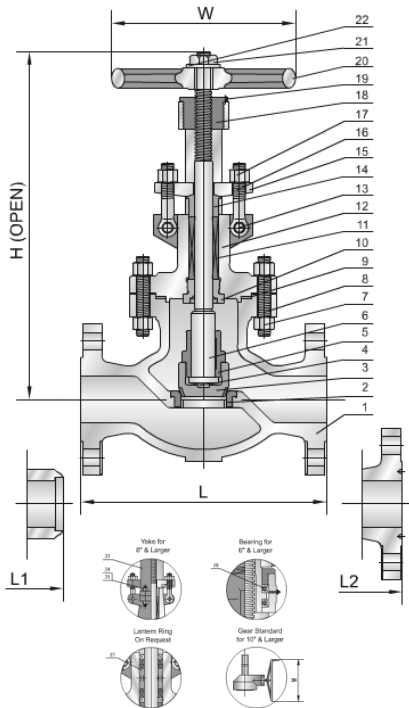
| Size | | L/L 1 | | L2 | | H | | W | | Weight RF |
|------|-----|-------|-----|-------|-----|-------|------|----|-----|-----------|
| in | mm | in | mm | in | mm | in | mm | in | mm | kg |
| 2" | 50 | 11.50 | 292 | 11.62 | 295 | 18.19 | 462 | 10 | 250 | 36 |
| 2.5" | 65 | 13.00 | 330 | 13.12 | 333 | 21.26 | 540 | 10 | 250 | 70 |
| 3" | 80 | 14.00 | 356 | 14.12 | 359 | 23.03 | 585 | 12 | 350 | 85 |
| 4" | 100 | 17.00 | 432 | 17.12 | 435 | 26.38 | 670 | 18 | 450 | 123 |
| 6" | 150 | 22.00 | 559 | 22.12 | 562 | 34.88 | 886 | 20 | 500 | 404 |
| 8" | 200 | 26.00 | 660 | 26.12 | 663 | 36.69 | 932 | 25 | 640 | 450 |
| 10" | 250 | 31.00 | 787 | 31.12 | 790 | 40.94 | 1040 | 24 | 610 | 700 |
| 12" | 300 | 33.00 | 838 | 33.12 | 841 | 50.39 | 1280 | 24 | 610 | 900 |

Data given this catalogue may be changed without notice

On request CIV supply valves up to 72" in SS, CS, CI, DI, Monel, Inconel.

CIV Globe 600

List Materials



| ITEM | PART NAME | MATERIAL |
|------|-------------------------|---|
| 1 | Body | ASTM A216 GR.WCB |
| 2 | Seat Ring | ASTM A105 + Stellite Faced |
| 3 | Disc | ASTM A105 + 13Cr Faced |
| 4 | Disc Thrust Plate | ASTM A276 Type 420 |
| 5 | Disc Nut | ASTM A276 Type 410 |
| 6 | Stem | ASTM A182 GR.F6 |
| 7 | Bonnet Bolt Nuts | ASTM A194 GR.2H |
| 8 | Bonnet Bolts | ASTM A193 GR.B7 |
| 9 | Gasket | Soft Iron+Graphite |
| 10 | Backseat Bushing | ASTM A276 Type 410 |
| 11 | Stem Packing | Braided Graphite & Die formed Graphite Ring |
| 12 | Bonnet | ASTM A216 GR.WCB |
| 13 | Eye Bolt Pins | Carbon Steel |
| 14 | Gland | ASTM A276 Type 410 |
| 15 | Gland Flange | ASTM A216 GR.WCB |
| 16 | Gland Eye Bolts | ASTM A307 GR.B |
| 17 | Eye Bolt Nuts | ASTM A194 GR.2H |
| 18 | Yoke Bush | ASTM A439 GR.D-2 |
| 19 | Screw | Carbon Steel |
| 20 | Handwheel | Ductile Iron |
| 21 | Handwheel Nut | ASTM A194 GR.2H |
| 22 | Washer | Carbon Steel |
| 23 | Yoke | ASTM A216 GR.WCB |
| 24 | Yoke Pan Bolt Nuts | ASTM A194 GR.2H |
| 25 | Yoke Pan Bolts | ASTM A193 GR.B7 |
| 26 | Bearing | Steel |
| 27 | Lantern Ring On Request | ASTM A276 Type 410 |

Data given this catalogue may be changed without notice

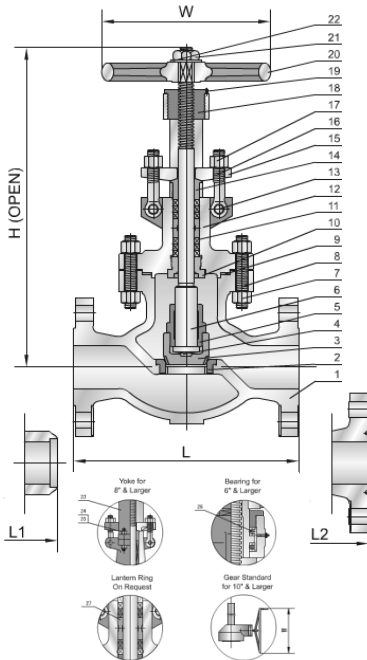
On request CIV supply valves up to 72" in SS, CS, CI, DI, Monel, Inconel.

CIV Globe 900

Construction :



OS & Y, Rising Stem Bolted Bonnet Conic Disc Extended Bonnet
for Cryogenic Services Impact Handwheel Optional Gear
Design ASME B16.34/BS 1873
Face to Face ASME B16.10
End Flange ASME B16.10
End to End ASME B16.5BW
End ASME B16.25
Test API 598
Special NACE MR-01-75



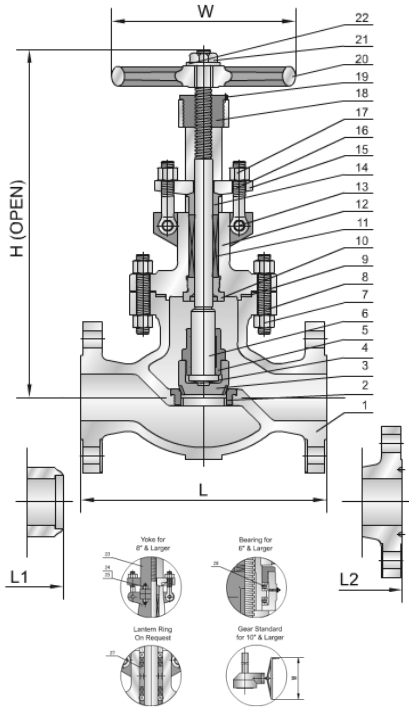
| Size | | L/L 1 | | L2 | | H | | W | | Weight RF |
|------|-----|-------|-----|-------|-----|-------|------|----|-----|-----------|
| in | mm | in | mm | in | mm | in | mm | in | mm | kg |
| 2" | 50 | 14.50 | 368 | 14.62 | 371 | 23.62 | 600 | 14 | 350 | 95 |
| 2.5" | 65 | 16.50 | 419 | 16.62 | 422 | 25.98 | 660 | 14 | 350 | 138 |
| 3" | 80 | 15.00 | 381 | 15.12 | 384 | 26.18 | 665 | 18 | 450 | 122 |
| 4" | 100 | 18.00 | 457 | 18.12 | 460 | 31.50 | 800 | 20 | 500 | 195 |
| 6" | 150 | 24.00 | 610 | 24.12 | 613 | 43.62 | 1108 | 24 | 610 | 435 |
| 8" | 200 | 29.00 | 737 | 29.12 | 740 | 46.61 | 1184 | 24 | 610 | 730 |

Data given this catalogue may be changed without notice

On request CIV supply valves up to 72" in SS, CS, CI, DI, Monel, Inconel.

CIV Globe 900

List Materials



| ITEM | PART NAME | MATERIAL |
|------|-------------------------|---|
| 1 | Body | ASTM A216 GR.WCB |
| 2 | Seat Ring | ASTM A105 + Stellite Faced |
| 3 | Disc | ASTM A105 + Stellite Faced |
| 4 | Disc Thrust Plate | ASTM A276 Type 420 |
| 5 | Disc Nut | ASTM A276 Type 410 |
| 6 | Stem | ASTM A182 GR.F6 |
| 7 | Bonnet Bolt Nuts | ASTM A194 GR.2H |
| 8 | Bonnet Bolts | ASTM A193 GR.B7 |
| 9 | Gasket | Soft Iron+Graphite |
| 10 | Backseat Bushing | ASTM A276 Type 410 |
| 11 | Stem Packing | Braided Graphite & Die formed Graphite Ring |
| 12 | Bonnet | ASTM A216 GR.WCB |
| 13 | Eye Bolt Pins | Carbon Steel |
| 14 | Gland | ASTM A276 Type 410 |
| 15 | Gland Flange | ASTM A216 GR.WCB |
| 16 | Gland Eye Bolts | ASTM A307 GR.B |
| 17 | Eye Bolt Nuts | ASTM A194 GR.2H |
| 18 | Yoke Bush | ASTM A439 GR.D-2 |
| 19 | Screw | Carbon Steel |
| 20 | Handwheel | Ductile Iron |
| 21 | Handwheel Nut | ASTM A194 GR.2H |
| 22 | Washer | Carbon Steel |
| 23 | Yoke | ASTM A216 GR.WCB |
| 24 | Yoke Pan Bolt Nuts | ASTM A194 GR.2H |
| 25 | Yoke Pan Bolts | ASTM A193 GR.B7 |
| 26 | Bearing | Steel |
| 27 | Lantern Ring On Request | ASTM A276 Type 410 |

Data given this catalogue may be changed without notice

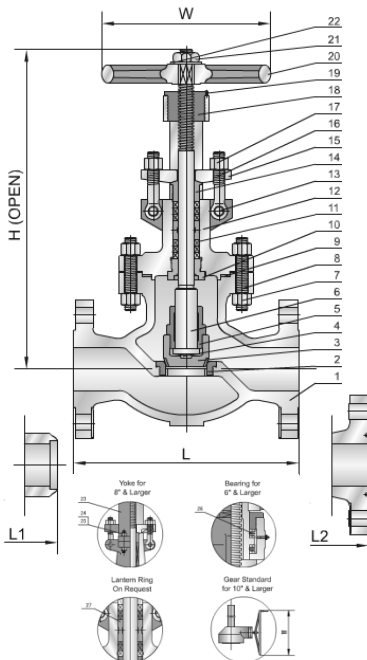
On request CIV supply valves up to 72" in SS, CS, CI, DI, Monel, Inconel.

CIV Globe 1500



Construction :

OS & Y, Rising Stem Bolted Bonnet Conic Disc Extended Bonnet
for Cryogenic Services Impact Handwheel Optional Gear
Design ASME B16.34/BS 1873
Face to Face ASME B16.10
End Flange ASME B16.10
End to End ASME B16.5BW
End ASME B16.25
Test API 598
Special NACE MR-01-75



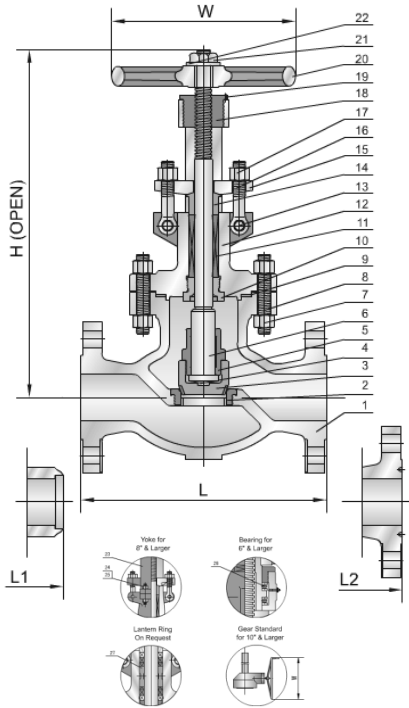
| Size | | L/L 1 | | L2 | | H | | W | | Weight RF |
|------|-----|-------|-----|-------|-----|-------|------|----|-----|-----------|
| in | mm | in | mm | in | mm | in | mm | in | mm | kg |
| 2" | 50 | 14.50 | 368 | 14.62 | 371 | 25.98 | 660 | 14 | 350 | 95 |
| 2.5" | 65 | 16.50 | 419 | 16.62 | 422 | 25.98 | 660 | 14 | 350 | 138 |
| 3" | 80 | 18.50 | 470 | 18.62 | 473 | 30.31 | 770 | 20 | 500 | 250 |
| 4" | 100 | 21.50 | 546 | 21.62 | 549 | 33.46 | 850 | 22 | 560 | 435 |
| 6" | 150 | 27.75 | 705 | 28.00 | 711 | 45.08 | 1145 | 24 | 610 | 540 |
| 8" | 200 | 32.75 | 832 | 33.13 | 841 | 52.95 | 1345 | 24 | 610 | 970 |

Data given this catalogue may be changed without notice

On request CIV supply valves up to 72" in SS, CS, CI, DI, Monel, Inconel.

CIV Globe 1500

List Materials



| ITEM | PART NAME | MATERIAL |
|------|-------------------------|---|
| 1 | Body | ASTM A216 GR.WCB |
| 2 | Seat Ring | ASTM A105 + Stellite Faced |
| 3 | Disc | ASTM A105 + Stellite Faced |
| 4 | Disc Thrust Plate | ASTM A276 Type 420 |
| 5 | Disc Nut | ASTM A276 Type 410 |
| 6 | Stem | ASTM A182 GR.F6 |
| 7 | Bonnet Bolt Nuts | ASTM A194 GR.2H |
| 8 | Bonnet Bolts | ASTM A193 GR.B7 |
| 9 | Gasket | Soft Iron+Graphite |
| 10 | Backseat Bushing | ASTM A276 Type 410 |
| 11 | Stem Packing | Braided Graphite & Die formed Graphite Ring |
| 12 | Bonnet | ASTM A216 GR.WCB |
| 13 | Eye Bolt Pins | Carbon Steel |
| 14 | Gland | ASTM A276 Type 410 |
| 15 | Gland Flange | ASTM A216 GR.WCB |
| 16 | Gland Eye Bolts | ASTM A307 GR.B |
| 17 | Eye Bolt Nuts | ASTM A194 GR.2H |
| 18 | Yoke Bush | ASTM A439 GR.D-2 |
| 19 | Screw | Carbon Steel |
| 20 | Handwheel | Ductile Iron |
| 21 | Handwheel Nut | ASTM A194 GR.2H |
| 22 | Washer | Carbon Steel |
| 23 | Yoke | ASTM A216 GR.WCB |
| 24 | Yoke Pan Bolt Nuts | ASTM A194 GR.2H |
| 25 | Yoke Pan Bolts | ASTM A193 GR.B7 |
| 26 | Bearing | Steel |
| 27 | Lantern Ring On Request | ASTM A276 Type 410 |

Data given this catalogue may be changed without notice

On request CIV supply valves up to 72" in SS, CS, CI, DI, Monel, Inconel.

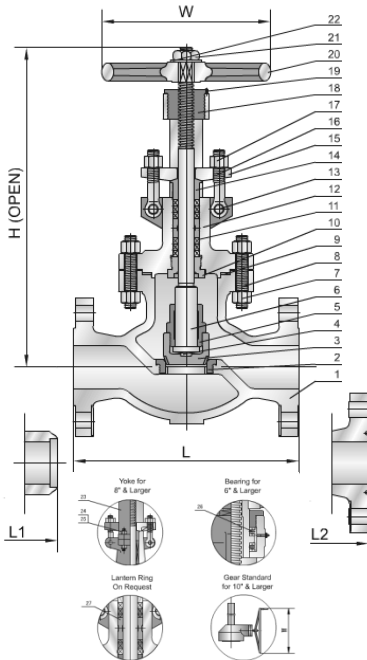
CIV Globe 2500



Construction :

OS & Y, Rising Stem Bolted Bonnet Conic Disc Extended Bonnet
for Cryogenic Services Impact Handwheel Optional Gear

Design ASME B16.34/BS 1873
Face to Face ASME B16.10
End Flange ASME B16.10
End to End ASME B16.5BW
End ASME B16.25
Test API 598
Special NACE MR-01-75



| Size | | L/L 1 | | L2 | | H | | W | | Weight RF |
|------|-----|-------|------|-------|------|-------|------|----|-----|-----------|
| in | mm | in | mm | in | mm | in | mm | in | mm | kg |
| 2" | 50 | 17.75 | 451 | 17.87 | 454 | 28.35 | 720 | 16 | 400 | 176 |
| 2.5" | 65 | 20.00 | 508 | 20.25 | 514 | 31.50 | 800 | 20 | 500 | 264 |
| 3" | 80 | 22.75 | 578 | 23.00 | 584 | 34.84 | 885 | 22 | 560 | 308 |
| 4" | 100 | 26.50 | 673 | 26.88 | 683 | 49.61 | 1260 | 24 | 600 | 759 |
| 6" | 150 | 36.00 | 914 | 36.50 | 927 | 75.00 | 1905 | 24 | 610 | 1990 |
| 8" | 200 | 40.25 | 1022 | 40.87 | 1038 | 97.05 | 2465 | 24 | 610 | 4390 |

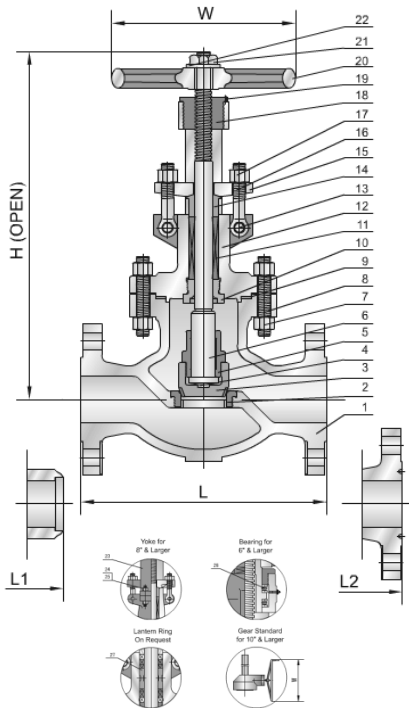
INDUSTRIAL VALVES

Data given this catalogue may be changed without notice

On request CIV supply valves up to 72" in SS, CS, CI, DI, Monel, Inconel.

CIV Globe 2500

List Materials



| ITEM | PART NAME | MATERIAL |
|------|-------------------------|---|
| 1 | Body | ASTM A216 GR.WCB |
| 2 | Seat Ring | ASTM A105 + Stellite Faced |
| 3 | Disc | ASTM A105 + Stellite Faced |
| 4 | Disc Thrust Plate | ASTM A276 Type 420 |
| 5 | Disc Nut | ASTM A276 Type 410 |
| 6 | Stem | ASTM A182 GR.F6 |
| 7 | Bonnet Bolt Nuts | ASTM A194 GR.2H |
| 8 | Bonnet Bolts | ASTM A193 GR.B7 |
| 9 | Gasket | Soft Iron+Graphite |
| 10 | Backseat Bushing | ASTM A276 Type 410 |
| 11 | Stem Packing | Braided Graphite & Die formed Graphite Ring |
| 12 | Bonnet | ASTM A216 GR.WCB |
| 13 | Eye Bolt Pins | Carbon Steel |
| 14 | Gland | ASTM A276 Type 410 |
| 15 | Gland Flange | ASTM A216 GR.WCB |
| 16 | Gland Eye Bolts | ASTM A307 GR.B |
| 17 | Eye Bolt Nuts | ASTM A194 GR.2H |
| 18 | Yoke Bush | ASTM A439 GR.D-2 |
| 19 | Screw | Carbon Steel |
| 20 | Handwheel | Ductile Iron |
| 21 | Handwheel Nut | ASTM A194 GR.2H |
| 22 | Washer | Carbon Steel |
| 23 | Yoke | ASTM A216 GR.WCB |
| 24 | Yoke Pan Bolt Nuts | ASTM A194 GR.2H |
| 25 | Yoke Pan Bolts | ASTM A193 GR.B7 |
| 26 | Bearing | Steel |
| 27 | Lantern Ring On Request | ASTM A276 Type 410 |

Data given this catalogue may be changed without notice

On request CIV supply valves up to 72" in SS, CS, CI, DI, Monel, Inconel.

Stem Data & Operation Torques

| CLASS | ITEM | VALVE SIZE | | | | | | | |
|-------|------------------|------------|--------|--------|--------|--------|--------|--------|--------|
| | | 2" | 2.5" | 3" | 4" | 6" | 8" | 10" | 12" |
| 150 | Stem Thread O.D. | 3/4" | 7/8" | 1" | 1-1/8" | 1-1/4" | 1-3/8" | 1-1/2" | 1-5/8" |
| | Thread Per Inch | 5 | 5 | 5 | 5 | 4 | 4 | 4 | 3 |
| | Pitch (in) | 0.2 | 0.2 | 0.2 | 0.2 | 0.25 | 0.25 | 0.25 | 0.333 |
| | Turns to Open | 4 | 7 | 5 | 8 | 7 | 9 | 10 | 7 |
| | Touque (N.m) | 47 | 66 | 84 | 157 | 239 | 326 | 620 | 1198 |
| 300 | Stem Thread O.D. | 3/4" | 7/8" | 1" | 1-1/8" | 1-3/8" | 1-1/2" | 1-5/8" | 1-3/4" |
| | Thread Per Inch | 5 | 5 | 5 | 5 | 4 | 4 | 3 | 3 |
| | Pitch (in) | 0.2 | 0.2 | 0.2 | 0.2 | 0.25 | 0.25 | 0.333 | 0.333 |
| | Turns to Open | 4 | 8 | 7 | 8 | 7 | 9 | 9 | 9 |
| | Touque (N.m) | 62 | 85 | 118 | 218 | 727 | 1309 | 2160 | 3100 |
| 600 | Stem Thread O.D. | 7/8" | 1" | 1-1/8" | 1-1/2" | 1-5/8" | 1-7/8" | 2" | 2-1/8" |
| | Thread Per Inch | 5 | 5 | 5 | 4 | 3 | 3 | 3 | 3 |
| | Pitch (in) | 0.2 | 0.2 | 0.2 | 0.25 | 0.333 | 0.333 | 0.333 | 0.333 |
| | Turns to Open | 8 | 8 | 8 | 8 | 9 | 9 | 9 | 9 |
| | Touque (N.m) | 142 | 244 | 316 | 602 | 1590 | 2782 | 4579 | 6216 |
| 900 | Stem Thread O.D. | 1-1/8" | 1-1/4" | 1-1/4" | 1-3/8" | 1-3/4" | 2" | | |
| | Thread Per Inch | 5 | 4 | 4 | 4 | 3 | 3 | | |
| | Pitch (in) | 0.2 | 0.25 | 0.25 | 0.25 | 0.333 | 0.333 | | |
| | Turns to Open | 8 | 7 | 8 | 8 | 9 | 9 | | |
| | Touque (N.m) | 285 | 412 | 528 | 1063 | 1792 | 3439 | | |
| 1500 | Stem Thread O.D. | 1-1/8" | 1-1/4" | 1-3/8" | 1-1/2" | 2" | 2-1/4" | | |
| | Thread Per Inch | 5 | 4 | 4 | 4 | 3 | 3 | | |
| | Pitch (in) | 0.2 | 0.25 | 0.25 | 0.25 | 0.333 | 0.333 | | |
| | Turns to Open | 8 | 7 | 7 | 8 | 9 | 9 | | |
| | Touque (N.m) | 352 | 772 | 876 | 1816 | 3868 | 5011 | | |
| 2500 | Stem Thread O.D. | 1-1/4" | 1-1/2" | 1-5/8" | 1-3/4" | 2" | 2-1/2" | | |
| | Thread Per Inch | 4 | 4 | 3 | 3 | 3 | 3 | | |
| | Pitch (in) | 0.25 | 0.25 | 0.333 | 0.333 | 0.333 | 0.333 | | |
| | Turns to Open | 7 | 7 | 6 | 6 | 9 | 9 | | |
| | Touque (N.m) | 502 | 824 | 959 | 2062 | 6530 | 9682 | | |

Data given this catalogue may be changed without notice

On request CIV supply valves up to 72" in SS, CS, CI, DI, Monel, Inconel.